

Rhodium-Catalyzed Conversion of Furans to Highly Functionalized Pyrroles

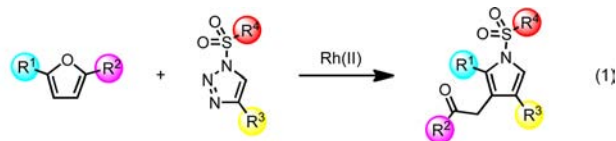
Brendan T. Parr, Samantha A. Green, and Huw M. L. Davies*

Department of Chemistry, Emory University, 1515 Dickey Drive, Atlanta, Georgia 30322, United States

S Supporting Information

ABSTRACT: The synthesis of highly functionalized pyrroles has been achieved by reaction of rhodium-stabilized imino-carbenes with furans. The reaction features an initial [3+2] annulation to form bicyclic hemiaminals, followed by ring opening to generate trisubstituted pyrroles.

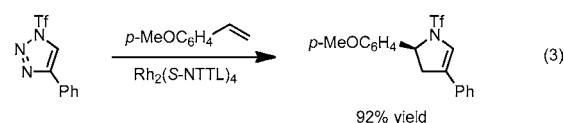
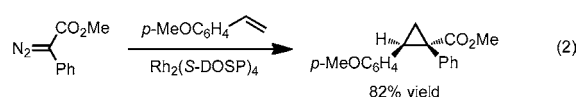
Pyrroles are common structural motifs in pharmaceutical agents and smart materials, and development of new methods for their syntheses remains an active field.^{1,2} Recent approaches include nitrene/cyclopropane cycloaddition,^{2a} 4*π*-electrocyclizations of azapentadienyl cations,^{2b} metallonitrene condensation with aryl acetaldehydes,^{2c} tandem photochemical decomposition of α -diazo oximes/formal [3+2] cycloaddition,^{2e} and sequential inter- and intramolecular Buchwald/Hartwig aminations.^{2f} Here, we describe a novel approach for the synthesis of pyrroles by reaction of *N*-sulfonyltriazoles with furans catalyzed by dirhodium tetracarboxylates (eq 1). In



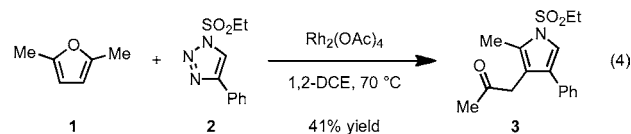
concurrent but independent studies, Sarpong et al. have developed a complementary approach to pyrroles by means of intramolecular reactions of *N*-sulfonyltriazoles with allenes.³

We have a long-standing interest in the chemistry of rhodium-stabilized donor/acceptor carbenes.⁴ The standard method of generating these carbenes has been the rhodium-catalyzed extrusion of nitrogen from diazo compounds.⁴ Recently Gevorgyan⁵ and Fokin^{5c,d,6} have developed an alternative entry into donor/acceptor carbenes beginning with *N*-sulfonyl-1,2,3-triazoles. We have begun exploring the possibility of using *N*-sulfonyltriazoles to achieve novel rhodium carbene transformations that are inaccessible with the donor/acceptor rhodium carbenes derived from diazo compounds.⁷ Typically donor/acceptor rhodium carbenes undergo facile cyclopropanation (eq 2).⁸ Therefore, we became intrigued by an anomalous result reported by Fokin on attempted cyclopropanation of *p*-methoxystyrene, which formed a dihydropyrrole (eq 3).^{6b}

The atypical reaction was observed when *p*-methoxystyrene, an electron-rich system, was used as the rhodium carbene trapping agent. Thus, we considered whether other distinct transformations could be achieved from rhodium-catalyzed



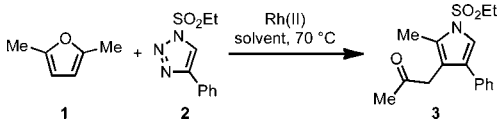
reactions of triazoles with electron-rich heterocycles.⁹ We began the study by examining the rhodium acetate-catalyzed reaction of 2,5-dimethylfuran (**1**) with *N*-sulfonyl-1,2,3-triazole **2**. We were pleased to find that the reaction resulted in the unprecedented formation of pyrrole **3** in 41% yield.



The conversion of furans and triazoles into pyrroles, containing components from both of the original heterocycles, is a novel convergent transformation. Thus, we decided to pursue the optimum conditions and scope of this unusual synthetic sequence. The reaction was found to be highly dependent on both the solvent and the dirhodium catalyst, as shown in the optimization studies described by Table 1. Initially a number of achiral dirhodium tetracarboxylates were screened (entries 1–6), of which Rh₂(OOct)₄ proved superior (entry 3, 56% yield). Highly electron-deficient catalysts, such as Rh₂(TFA)₄ and dirhodium(II) tetrakis(perfluorobutyrate), Rh₂(pfb)₄, did not generate any of the pyrrole, and triazole **2** was recovered (entries 5 and 6). A hydrocarbon solvent (entry 7) was substantially less effective than 1,2-dichloroethane (1,2-DCE). The use of chloroform, which has been reported as the optimum solvent for carbenoid transformations from triazoles,^{6a} provided poor yields of the desired product (entry 8, 29% yield). We also examined some of the most established chiral catalysts because they often provide improved yields of products over the standard achiral catalysts.^{6d,10} When dirhodium(II) tetrakis[1-[[4-dodecylphenyl]sulfonyl-(2*S*)-proline], Rh₂(*S*-DOSP)₄, was implemented, an efficient synthesis of the pyrrole **3** was achieved in 77% yield (entry 9). In contrast, neither of the other amino acid-derived catalysts,

Received: February 6, 2013

Published: March 11, 2013

Table 1. Optimization Studies for the Synthesis of 3^a


entry	Rh(II)-cat.	solvent	yield ^b
1	Rh ₂ (OAc) ₄	1,2-DCE	41
2	Rh ₂ (esp) ₂ ^c	1,2-DCE	35
3	Rh ₂ (OOct) ₄	1,2-DCE	56
4	Rh ₂ (OPiv) ₄	1,2-DCE	31
5	Rh ₂ (TFA) ₄	1,2-DCE	0 ^d
6	Rh ₂ (pfb) ₄	1,2-DCE	0 ^d
7	Rh ₂ (OOct) ₄	PhCH ₃	42
8	Rh ₂ (OOct) ₄	CHCl ₃	29
9	Rh ₂ (S-DOSP) ₄	1,2-DCE	77
10	Rh ₂ (S-NTTL) ₄	1,2-DCE	41
11	Rh ₂ (S-PTAD) ₄	1,2-DCE	55

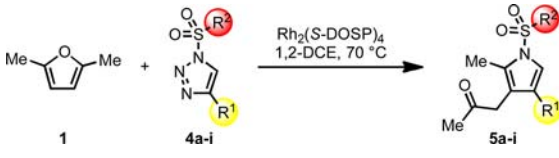
^a2 (0.25 mmol, 1.0 equiv), 1 (0.75 mmol, 3.0 equiv), and Rh₂(Lig)_n (0.0025 mmol, 0.01 equiv) combined in solvent (1.0 mL) and heated at 70 °C for 4–12 h until consumption of 2 was apparent by TLC. ^bIsolated yields. ^cRh₂(esp)₂ is bis[rhodium(α,α,α',α'-tetramethyl-1,3-benzenedipropionic acid)]. ^dN-Sulfonyltriazole was recovered.

dirhodium(II) tetrakis[*N*-naphthoyl-(*S*)-*tert*-leucinate], Rh₂(S-NTTL)₄, and dirhodium(II) tetrakis[*N*-phthaloyl-(*S*)-adamantylglycine], Rh₂(S-PTAD)₄, proved as efficacious (entries 10 and 11).

With the optimal conditions in hand, the scope of carbene architecture in the pyrrole synthesis was examined (Table 2). Steric and electronic variations in the 4-aryl moiety on the triazole 4 had minimal impact in the efficacy of the reaction (compare 5a–c and 5e–h). A variety of *N*-sulfonyl-protecting groups on the triazole were compatible with pyrrole formation; however, the *N*-tosyl group furnished the highest yields of 5 (compare 5c–e). The alkenyl triazole 4i was also an effective substrate, generating the pyrrole 5i in 70% yield. This reactivity is in marked contrast to that observed with rhodium vinylcarbenes derived from diazo compounds, as they undergo a tandem cyclopropanation/Cope rearrangement with 2,5-dimethylfuran.¹¹

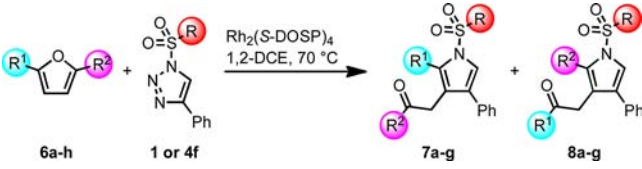
The reaction was then extended to a range of furan derivatives (6), and the results are summarized in Table 3. Furan itself did not provide a clean transformation, and ring-opened dienal-type products were evident from NMR analysis of the reaction residue.¹¹ 2-Methylfuran resulted in the formation of a single regioisomer of the 3,4-disubstituted furan 7a in moderate yield (41%). As with 1, 2,5-diethylfuran was an excellent substrate for the pyrrole synthesis, furnishing 7b in 99% yield. The reactions with asymmetrically 2,5-disubstituted furans generally proceeded in high yields (65–89%), but in many instances, mixtures of regioisomers were formed, as seen with 7c–e and 7g. Notably, in the case of 2-(triisopropyl)silyloxymethyl-5-methylfuran, the pyrrole 7f was formed in a highly regioselective manner. Presumably in this case, the combination of steric crowding and electronic deactivation by the C2-substituent causes the reaction to be highly regioselective.

A mechanistic rationale for the formation of the pyrroles is provided in Scheme 1. Heating the triazole 4f in the presence of the dirhodium catalyst generates the imino carbene-intermediate 9 via tandem triazole ring opening and nitrogen extrusion.⁶ The rhodium carbene 9 reacts with the furan at C-3 to generate

Table 2. *N*-sulfonyltriazole 4 Variations^a


5a	76% yield	5b	74% yield	5c	79% yield
5d	81% yield	5e	98% yield	5f	84% yield
5g	73% yield	5h	91% yield	5i	70% yield

^a4 (0.50 mmol, 1.0 equiv), 1 (1.5 mmol, 3.0 equiv) and Rh₂(S-DOSP)₄ (9 mg, 0.005 mmol, 0.01 equiv) combined in 1,2-DCE (2.0 mL) and heated at 70 °C for 4–24 h until consumption of 4 was apparent by TLC. Yields are isolated yields of purified products.

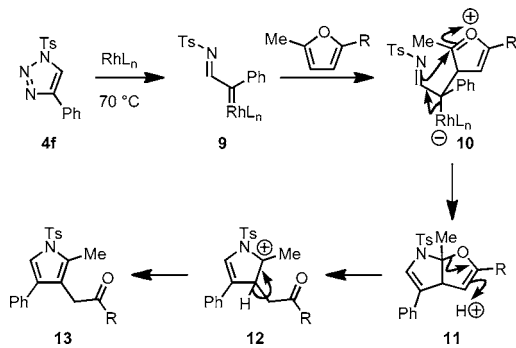
Table 3. Furan 6 Variations^a


7a	41% yield	7b	99% yield	7c	67% yield ^b	7d	71% yield ^b
	>10:1 ratio				2:1 ratio		3:1 ratio
7e	65% yield ^b	7f	83% yield	7g	89% yield ^b		
	2:1 ratio		>10:1 ratio		2:1 ratio		

^a2 or 4f (0.50 mmol, 1.0 equiv), 6 (1.5 mmol, 3.0 equiv), and Rh₂(S-DOSP)₄ (9 mg, 0.005 mmol, 0.01 equiv) combined in 1,2-DCE (2.0 mL) and heated at 70 °C for 4–24 h until consumption of 2 or 4f was apparent by TLC. Yields are isolated yields of purified products. Ratios (7:8) determined by ¹H NMR analysis of crude reaction residue. ^bCombined yield of two regioisomers 7 and 8.

the zwitterion 10,^{9–12} which then closes to the hemiaminal 11. Ring opening of 11 under mildly acidic conditions would

Scheme 1. Plausible Mechanism for Pyrrole formation



generate **12**, which is configured to aromatize to the pyrrole **13**. The requirement of attack of the rhodium carbene at the C-3 position would explain why furan failed to give a clean reaction and the yield with 2-methylfuran was modest. Both of these substrates would tend to react with carbenoids at C-2, and the resulting zwitterionic intermediates tend to ring open to dienones.^{9,11}

In summary, we developed a highly effective synthesis of trisubstituted pyrroles from the rhodium-catalyzed reaction of furans with *N*-sulfonyl-1,2,3-triazoles. The reaction features a formal [3+2] cycloaddition across the furan C2–C3 π -bond, followed by acid-catalyzed rapture of the transient hemiaminal and termination of the cascade by concomitant elimination/aromatization to generate the pyrrole nucleus.

■ ASSOCIATED CONTENT

Supporting Information

Synthetic details and spectral data. This material is available free of charge via the Internet at <http://pubs.acs.org>.

■ AUTHOR INFORMATION

Corresponding Author

hmdavie@emory.edu

Notes

The authors declare no competing financial interest.

■ ACKNOWLEDGMENTS

This work was supported by the National Science Foundation (CHE 1213246). During the course of these studies, we became aware that Professor Richmond Sarpong's group was conducting complementary studies on the synthesis of pyrroles from reactions of *N*-sulfonyltriazoles with allenes. We thank Professor Sarpong for sharing the results of his studies with us.

■ REFERENCES

(1) Recent pyrrole reviews: (a) Kathiravan, M. K.; Salake, A. B.; Chothe, A. S.; Dudhe, P. B.; Watode, R. P.; Mukta, M. S.; Gadhwhe, S. *Bioorg. Med. Chem.* **2012**, *20*, 5678. (b) Heugebaert, T. S. A.; Roman, B. I.; Stevens, C. V. *Chem. Soc. Rev.* **2012**, *41*, 5626. (c) Bauer, I.; Knöelker, H.-J. In *Topics in Current Chemistry Alkaloid Synthesis*; Knöelker, H.-J., Ed.; Springer: Heidelberg, Germany, 2012; Vol. 309, pp 203–253. (d) Omastova, M.; Micusik, M. *Chem. Pap.* **2012**, *66*, 392. (e) Hofmann, N. R. *Plant Cell* **2011**, *23*, 4167. (f) Russel, J. S.; Pelkey, E. R.; Greger, J. G. *Prog. Heterocycl. Chem.* **2011**, *23*, 155. (g) Bergman, J.; Janosik, T. In *Modern Heterocyclic Chemistry*; Alvarez-Builla, J.; Vaquero, J. J.; Barluenga, J., Eds.; Wiley-VCH Verlag GmbH & Co. KGaA: Weinheim, Germany, 2011; Vol. 1, pp 269–376. (h) Mal, D.; Shome, B.; Dinda, B. K. In *Heterocycles in Natural Product Synthesis*; Majumdar, K. C.; Chattopadhyay, S. K., Eds.; Wiley-VCH

Verlag GmbH & Co. KGaA: Weinheim, Germany, 2011; Vol. 1, pp 187–222.

(2) Recent pyrrole synthesis examples: (a) Humenny, W. J.; Kyriacou, P.; Sapeta, K.; Karadeolian, A.; Kerr, M. A. *Angew. Chem., Int. Ed.* **2012**, *51*, 11088. (b) Narayan, R.; Froehlich, R.; Wuertwein, E.-U. *J. Org. Chem.* **2012**, *77*, 1868. (c) Chen, F.; Shen, T.; Cui, Y.; Jiao, N. *Org. Lett.* **2012**, *14*, 4926. (d) Ryabchuk, P.; Rubina, M.; Xu, J.; Rubin, M. *Org. Lett.* **2012**, *14*, 1752. (e) Xinxin, X.; Xianxiu, X.; Park, C.-M. *Chem. Commun.* **2012**, *48*, 3996. (f) Geng, W.; Zhang, W.-X.; Hao, W.; Xi, Z. *J. Am. Chem. Soc.* **2012**, *134*, 20230.

(3) Schultz, E. E.; Sarpong, R. *J. Am. Chem. Soc.* **2013** submitted.

(4) (a) Davies, H. M. L.; Beckwith, R. E. *J. Chem. Rev.* **2003**, *103*, 2861. (b) Davies, H. M. L.; Morton, D. *Science of Synthesis, Stereoselective Synthesis*; De Vries, J. G., Molander, G. A., Evans, A. P., Eds.; 2011; Vol. 3, p 513.

(5) (a) Chuprakov, S.; Gevorgyan, V. *Org. Lett.* **2007**, *9*, 4463. (b) Chuprakov, S.; Hwang, F. W.; Gevorgyan, V. *Angew. Chem., Int. Ed.* **2007**, *46*, 4757. (c) Horneff, T.; Chuprakov, S.; Chernyak, N.; Gevorgyan, V.; Fokin, V. V. *J. Am. Chem. Soc.* **2008**, *130*, 14972. (d) Gulevich, A. V.; Gevorgyan, V. *Angew. Chem., Int. Ed.* **2013**, *52*, 1371.

(6) (a) Chuprakov, S.; Kwok, S. W.; Zhang, L.; Lercher, L.; Fokin, V. V. *J. Am. Chem. Soc.* **2009**, *131*, 18034. (b) Grimster, N.; Zhang, L.; Fokin, V. V. *J. Am. Chem. Soc.* **2010**, *132*, 2510. (c) Chuprakov, S.; Malik, J. A.; Zibinsky, M.; Fokin, V. V. *J. Am. Chem. Soc.* **2011**, *133*, 10352. (d) Selander, N.; Worrell, B. T.; Chuprakov, S.; Velaparthi, S.; Fokin, V. V. *J. Am. Chem. Soc.* **2012**, *134*, 14670. (e) Zibinsky, M.; Fokin, V. V. *Angew. Chem., Int. Ed.* **2013**, *52*, 1507.

(7) Alford, J. S.; Davies, H. M. L. *Org. Lett.* **2012**, *14*, 6020.

(8) Davies, H. M. L.; Bruzinski, P. R.; Fall, M. J. *Tetrahedron Lett.* **1996**, *37*, 4133.

(9) Davies, H. M. L.; Hedley, S. J. *Chem. Soc. Rev.* **2007**, *36*, 1109.

(10) Davies, H. M. L.; Bruzinski, P. R.; Lake, D. H.; Kong, N.; Fall, M. J. *J. Am. Chem. Soc.* **1996**, *118*, 6897.

(11) (a) Davies, H. M. L.; Saikali, E.; Young, W. B. *J. Org. Chem.* **1991**, *56*, 5696. (b) Davies, H. M. L.; Ahmed, G.; Churchill, M. R. *J. Am. Chem. Soc.* **1996**, *118*, 10774.

(12) Generation of the zwitterion by an initial cyclopropanation followed by ring opening is unlikely because furanocyclopropanes generated from donor/acceptor rhodium carbenes tend to undergo a second cyclopropanation or a Cope rearrangement (see ref 9).